

DEKKER CENTRE
FOR THE PERFORMING ARTS



**Technical Specifications
And Data**

Table of Contents

Contact Information	4
About the Dekker Centre	5
Stage Layout	6
Parking and Loading Dock	7
Stage Dimensions	8-9
Lighting	9-10
Drapery	11
Sound	12-13
Back Stage Facilities	14

This guide is accurate and up to date as of Aug 27, 2024.
Any future changes may not be reflected in this guide

Contact Information

The Dekker Centre For The Performing Arts

623 Carlton Trail,

North Battleford, SK

S9A 2Y7

Phone (306) 445-7700

<https://dekkercentre.com>



Theatre Contacts

General Manager

Kali Weber

kali@dekkercentre.com

(306)445-4898

Patron Experience Manager/Private and
Corporate Rentals

Stacey Cheyne

stacey@dekkercentre.com

306-445-4897

Technical Director / Operations Manager:

Pat Davidson

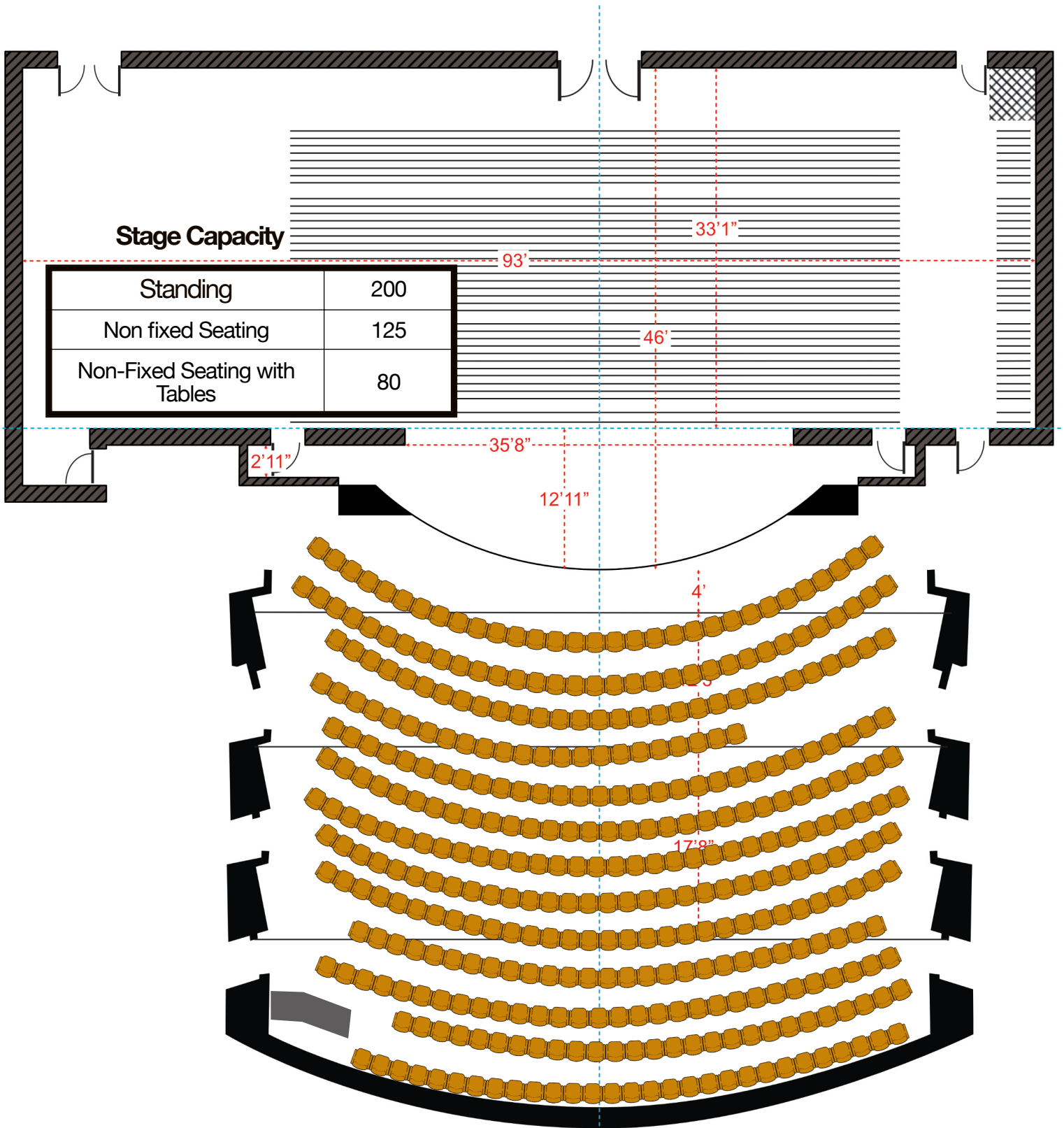
pat@dekkercentre.com

306-445-8270



The Dekker Centre for the Performing Arts is a non-profit organization providing high quality performing arts entertainment, state of the art rental facilities, as well as arts and cultural programming to the residents of North Battleford and its surrounding area.

THE GORDON TOOTOOSIS MEMORIAL STAGE



Stage Capacity

Standing	200
Non fixed Seating	125
Non-Fixed Seating with Tables	80

Proscenium Opening	35' -8" x 28'
Drape Opening	32' x 26'
Stage Area	35' -8" x 39'
Apron Area	47' -6" x 14' -4"
SL Wing Space	18' -6"
SR Wing Space	35'

Parking & Loading Dock

General

Located immediately behind the upstage wall of the theatre, our loading bay is at grade level and is large enough to accommodate small vehicles and trucks or trailers up to 35' with any ramp extended. Larger combinations can be accommodated for loading and unloading only, but the door must remain open.

Load ins and outs are an incredibly easy and quick process.

Currently there is no shore power connections available. Fresh water is available inside the loading bay with a pass through, user must provide hoses.

Technical consultation is available for your event.

No forklift on site, please arrange with theatre technician in advance if required.

Dimensions

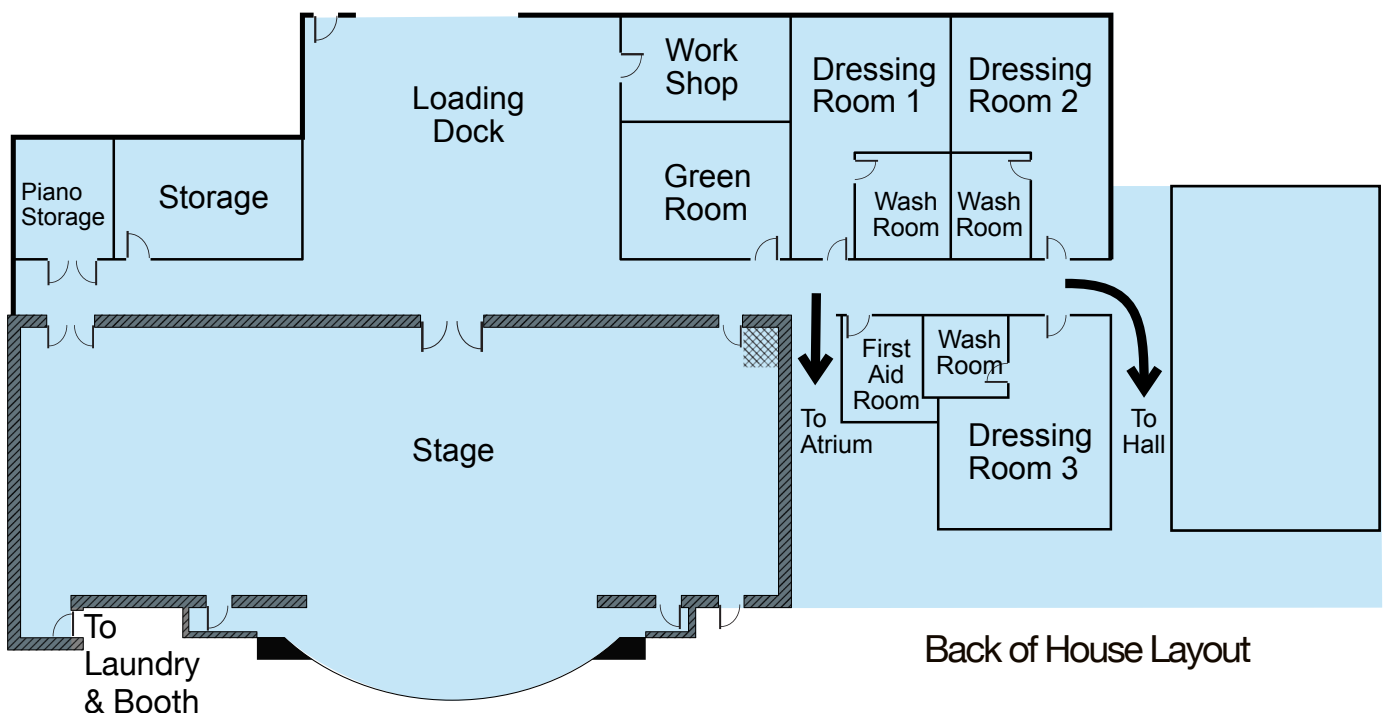
39' -4" wide x 37' deep

Loading Dock Door

20' wide x 14' high

Central Stage Door

7' -9" wide x 10" high



Stage Dimensions

Stage Dimensions		Notes
Overall Width	93'	
Overall Depth	46'	(apron to upstage wall)
Stage Height	39'	
Proscenium Depth	18"	
Proscenium Width	35' -8"	
Proscenium Height	28'	
Alcove Width	2' -11"	
Stage Door Width	7' -6"	
Plaster Line to Apron	12' -11"	
Plaster line to Upstage wall	33' -1"	
Playing Area		
Stage Width	35' -8"	With drapes at standard width
Stage Depth	40' -2"	Apron to back curtain



Stage Floor

Our Stage floor is sprung to accommodate dance and is rated at 150 lbs per square foot. The floor is tempered plyon and painted black.

There are no traps or elevator in the stage.

Stage Distance Charts

From	SR Wall	Centre Line	SL Wall
SR Wall	0	53'	93'
Centre Line	53'	0	40'
SL Wall	93'	40'	0

From	Apron	Plaster Line	Grand Curtain	MidCurtain	Cyclorama	Back Curtain	Upstage Wall
Apron		12'-11"	14'-4"	30'-10"	39'-7"	40'-3"	46'
Plaster Line	12'-11"		1'-5"	17'-11"	26'-8"	27'4"	33'-1"
Grand Curtain	14'-4"	1'5"		16'-6"	25'-3"	25'-11"	31'-8"
MidCurtain	30'-10"	17'-11"	16'-6"		8'-9"	9'-5"	15'-2"
Cyclorama	39'-7"	26'-8"	25'-3"	8'-9"		8"	6'-5"
Back Curtain	40'-3"	27'4"	25'-11"	9'-5"	8"		5'10"
Upstage Wall	46'	33'-1"	31'-8"	15'-2"	6'-5"	5'-10"	

Name	Distance	Height From Stage Deck
FOH3 > PLASTER LINE	46' -10"	31' -9"
FOH2 > PLASTER LINE	29' -2"	31' -9"
FOH1 > PLASTER LINE	16' -11"	31' -9"
LX1 > PLASTER LINE	2' -9"	26' - 4"
LX2 > PLASTER LINE	11' -3"	26' - 4"
LX3 > PLASTER LINE	15' -3"	26' - 4"
LX4 > PLASTER LINE	20' -7"	26' - 4"
LX5 > PLASTER LINE	22' -8"	26' - 4"

Lighting

Equipment	Details
Main console	ETC Ion Classic ETC Fader Wing (20 Fader) 2 Samsung SyncMaster zz2033SW Monitors
Accessories	iPAD with i-RFR software ETCRFRNet3 4 Showbaby DMX Nodes using sACN 2 DMX ETC Paradigm System (House light control)

Circuits

All fixtures and circuits are 20 amp 125 volt new style twist-lock (L5-20)

Location	Power	Dimmers
Cat 3	12 Circuits on 6 dimmers	1-6
Cat 2	24 Circuits	7-30
Cat 1	24 Circuits	31-54
LX1	27 Circuits	55 -82
LX2	19 Circuits	83-102
Lx4	19 Circuits	103-122
LX5	27 Circuits	123-150
SR Floor Pockets	9 Circuits	155-157,161-163,167-169
SL Floor Pockets	9 Circuits	158-160, 164-166, 170-172
Prosc Wall Upstage Right	1 Circuit	152
Prosc Wall Upstage Left	1 Circuit	154
Prosc Wall Downstage Right	1 Circuit	151
Prosc Wall Downstage Left	1 Circuit	153
Alcove Stage Right	6 Circuits	175-179
Alcove Stage Left	6 Circuits	180-185
Upstage wall	1 Circuit	173

House Hang Instruments

Instrument	Quantity	Note
Ellipsoidal	34	19 degree ETC source 4 series
	31	26 degree ETC source 4 series
	29	36 degree ETC source 4 series
Fresnels	27	ETC S4 Fresnels
LED Pars	12	ETC Colorsourc Par
LED Movers	2	Martin 700 Profile
	4	Martin Era 300 Profile
	6	Elation Fuze Wash Z350
Cycs	11	Aurora Cyc 3 cell
	10	Aurora Ground 3 cell
Spots	2	Lycan Midget HP

Light Plot

Our Lighting Hang is available online at dekkercentre.com/lighting

Show Power

2 company disconnects are available:

1 – 100 Amp 3-Phase 5-wire Camlok (ground/neutral are not reversed) (Upstage Right)

1 – 100 Amp 3-Phase 5-wire Camlok (ground/neutral are not reversed) (Loading Dock)

A certified or journeyman electrician is required to tie and untie. Fees apply. Clients/Artists are required to provide camlock tails.

1 - 50Amp 120/250 volt outlet is also available (Upstage Left)

Drapery

All drapes are Dead Hung

Distances are from the Plaster Line (upstage side of Proscenium Arch)


Distances are to the centre of the Pipe and do not account for fullness.

Drape	Distance From PlasterLine	Notes
Grand Curtain	1' -5"	Fly Curtain, Red Velvet, Manual Operation on stage left
Border 1	3' -5"	Black Velvet
1st Legs	4' -1"	Black Velvet
Border 2	8' -1"	Black Velvet
2nd Legs	8' -9"	Black Velvet
Border 3	11' -11"	Black Velvet
Border 4	13' -11"	Black Velvet
3rd Legs	14' -7"	Black Velvet
Projector screen	15' -11"	
Mid Curtain	17' -11"	Black Velvet
Border 5	19' -3"	Black Velvet
4th Legs	19' -11"	Black Velvet
Border 6	21' -3"	Black Velvet
Black Scrim	25' -4"	
5th Legs	26'	Black Velvet
Cyc	26' -8"	
Blacks	27' -4"	

The fly system is a single purchase, counter weighted system with 37 pipes.

Flying will be done by trained persons at the discretion of the Technical Director.

Any items to be flown must be approved by the Technical Director.



Sound – Consoles, Speakers Wireless, Mics & DIs

Equipment	Quantity	Description
Digico S31	1	Digital Mixing Board
Yamaha LS9-32	1	Digital Mixing Board
Digico D2	1	Sound Relay Rac
Meyer MM-4XP	8	Fill Speakers
Meyer UPA-1P	2	Centre House Speaker
Meyer 600HP	1	SubWoofer
Meyer UPJ-1P	2	Side House Speaker
QSC KW 122	6	Monitors
QSC KLA-12	4	Loud Speakers
QSC KS-112	2	Subwoofer
Shure SM 58	3	Hand Held Mic
Shure SM 57	5	Hand Held Mic
Shure beta 57A	3	Hand Held Mic
Shure beta 52A	1	Hand Held Mic
Shure beta 58A	4	Hand Held Mic
Shure SM 81-LC	2	Hand Held Mic
Shure A98D	5	Drum Mics
Crown PPC160	4	Tap Mic
Sampson Q6	2	Hand Held Mic w. Switch
Apex 575	3	Head Worn Wireless Mike
Shure SLX1	3	Lavelier Wireless Mic
Shure SLX2	8	Hand Held Wireless Mic
Radial ProDI	4	DI
Behringer Ultra-DI	1	DI
FocusRite Scarlet	1	2i2 Audio Interface

HOUSE MIX POSITION

Our house mix position is at the back of the house adjacent to row N. The console desk is approximately 8 feet long by 30 inches deep.

A Digico D2 Rack is located Stage Right (48 XLR input, 24 return)



Sound – Playback, Stands, Snakes, Piano & Risers

Equipment	Quantity	Description
Tascam CD-RW901SL	1	Media Playback
Tascam DV-D01U	1	Media Playback
Tascam CD-200iB	1	Media Playback
Sennheiser S1015	1	Hearing Assist
London Soundweb BLU100	1	
TDA Multichannel Amp DA-250FX	1	Lobby sound
K&M	13	large boom stnds
K&M	4	short boom stnds
K&M	7	large boom-dbl stick
K&M	4	Straight
K&M	3	Table Stand
Rapco Snake 14s/4r	2	XLR Snake
DigiFlex	12	50' XLR Cables
DigiFlex	30	25' XLR Cables
DigiFlex	10	15' XLR Cables
DigiFlex	12	10' XLR Cables
DigiFlex	4	6' XLR Cables
DigiFlex	2	4 XLR Cables
Yamaha Grand	1	Piano
Stage Canadell	12	4x8 Stage Risers, 8", 16", or 24" height

Communication and Projection

Equipment	Quantity	Description
Clear-Com	1	2 channel main wireless station
	4	single channel belt packs w/ single muff headsets
	4	BP 410 Clear-Com Wireless Belt pack with headsets
Projection	1	Location: On Catwalk 1 Projector: Panasonic PT-DZ6700U 1 Chip DLP Projector, 6000 lumens. Lenses: Panasonic 1.36x Powered Zoom Aspect Ratio: 16:10 (1,280 x 800) pixels.

Stage Equipment

Executive Risers Black Top- Stage Canadell

Risers Manufactured by Staging Candell

12 4x8 Executive Stage Top (Black top) 250 Lbs/Sqft 6 Legs - On 2 rolling carts

2 2-Step Stairway with Rails (Black Top)

2 8ft Double Hand Rails (Black)

Skirting –Black pleated

Risers leg heights available in 8 inch. 16 inch and 24 inch height

Backstage Facilities

Dressing Rooms

Three spacious dressing rooms, with plenty of mirrors and vanity lighting. Each room could hold about 16 persons and are equipped with a walk-in shower and toilets.

Green Room

Located steps off stage, filled with comfy couches as well as well as a kitchenette with a microwave and fridge.

Wardrobe

Laundry facilities on site

Upright Steamer

Iron and ironing board

Mounted wardrobe hangers in each dressing room.



